


Spring Wedding Flowers: The Definitive Guide for Brides



Spring Wedding Flowers-A Definitive Guide for Brides

by Josh Elliott

★★★★☆ 4.5 out of 5

Language : English

File size : 1391 KB

Text-to-Speech : Enabled

Screen Reader : Supported

Enhanced typesetting : Enabled

Word Wise : Enabled

Print length : 47 pages

Lending : Enabled



Choosing the Perfect Blooms for Your Spring Wedding

Spring is a beautiful time to get married. The weather is warm and sunny, the flowers are in bloom, and everything is full of life. If you're planning a spring wedding, one of the most important decisions you'll make is choosing your wedding flowers.

With so many beautiful flowers to choose from, it can be hard to know where to start. That's why we've put together this definitive guide to spring wedding flowers. In this guide, we'll cover everything you need to know about choosing the perfect blooms for your big day, including:

- The most popular spring wedding flowers
- How to choose the right flowers for your wedding style

- How to create beautiful wedding bouquets and centerpieces
- Tips for keeping your flowers fresh on your wedding day

The Most Popular Spring Wedding Flowers

There are many beautiful flowers that bloom in the spring. Here are a few of the most popular wedding flowers:

- **Tulips:** Tulips are a classic spring flower that comes in a wide variety of colors. They are a great choice for bouquets, centerpieces, and boutonnieres.
- **Peonies:** Peonies are a luxurious flower that is known for its large, showy blooms. They are a popular choice for bridal bouquets and centerpieces.
- **Roses:** Roses are a timeless flower that is always a popular choice for weddings. They come in a wide variety of colors, so you can find the perfect shade to match your wedding style.
- **Hydrangeas:** Hydrangeas are a beautiful flower that comes in a variety of colors, including blue, pink, and purple. They are a great choice for large arrangements, such as centerpieces and aisle runners.
- **Lilies:** Lilies are a graceful flower that comes in a variety of colors, including white, pink, and yellow. They are a popular choice for bouquets and centerpieces.

Choosing the Right Flowers for Your Wedding Style

Once you've chosen the flowers that you want, it's time to start thinking about how you want to use them in your wedding. There are many different

ways to arrange flowers, so you can create a look that is unique to your style.

If you're having a traditional wedding, you may want to choose a classic flower arrangement, such as a round bouquet or a long and flowing centerpiece. If you're having a more modern wedding, you may want to choose a more contemporary arrangement, such as a geometric bouquet or a suspended centerpiece.

No matter what your style, there is a flower arrangement that is perfect for you. Talk to your florist about your ideas, and they will be able to help you create a beautiful look for your wedding day.

Creating Beautiful Wedding Bouquets and Centerpieces

Once you've chosen your flowers, it's time to start creating your wedding bouquets and centerpieces. There are many different ways to arrange flowers, so you can create a look that is unique to your style.

If you're not sure how to create your own bouquets and centerpieces, you can hire a florist to help you. A florist will be able to help you choose the right flowers and create a beautiful look for your wedding day.

Tips for Keeping Your Flowers Fresh on Your Wedding Day

Here are a few tips for keeping your flowers fresh on your wedding day:

- **Keep your flowers in a cool, dark place.** The cooler the water, the longer your flowers will last. Avoid placing your flowers in direct sunlight.


- **Change the water in your vases every day.** This will help to keep your flowers hydrated and prevent bacteria from growing.
- **Trim the stems of your flowers every few days.** This will help to keep your flowers looking fresh and prevent them from wilting.
- **Use a floral preservative.** A floral preservative is a chemical that helps to keep flowers fresh. You can add a floral preservative to the water in your vases to help your flowers last longer.

By following these tips, you can help to keep your flowers fresh and beautiful on your wedding day.

Spring is a beautiful time to get married. The weather is warm and sunny, the flowers are in bloom, and everything is full of life. If you're planning a spring wedding, one of the most important decisions you'll make is choosing your wedding flowers.

With so many beautiful flowers to choose from, it can be hard to know where to start. That's why we've put together this definitive guide to spring wedding flowers. In this guide, we've covered everything you need to know about choosing the perfect blooms for your big day.

We hope this guide has been helpful. If you have any questions, please don't hesitate to contact us. We're always happy to help.



Spring Wedding Flowers-A Definitive Guide for Brides

by Josh Elliott


★★★★☆ 4.5 out of 5

Language : English

File size : 1391 KB

Text-to-Speech : Enabled

Screen Reader : Supported
Enhanced typesetting: Enabled
Word Wise : Enabled
Print length : 47 pages
Lending : Enabled



Spiritualism in the American Civil War

An Unseen Force in the Midst of Conflict The American Civil War, a bloody and protracted conflict that tore the nation apart, was not just a physical...



Empowering Healthcare Professionals: Discover the Comprehensive Handbook of Health Slater

Welcome to the world of comprehensive and accessible healthcare knowledge with the Handbook of Health Slater, an indispensable guide for healthcare professionals...